



POWERFUL SCRUBBER DRYERS

'QUALITY THAT CLEANS'

 conquest



TOMCAT
SCRUBBERS

A photograph of a modern office interior. The view is through a glass door into a large, bright room. The ceiling is a complex grid of metal and glass panels, with recessed lighting. The floor is a light-colored, polished surface. In the background, there are white tables and chairs, suggesting a meeting or conference room. The overall aesthetic is clean, minimalist, and professional.

STRENGTH
ROBUSTNESS
RELIABILITY



conquest

TOMCAT SCRUBBERS

TOMCAT
SCRUBBERS

TOUGH SCRUBBER DRYERS



The Conquest Tomcat Scrubbers are designed and built to clean workshops, malls, warehouses, mines or every application where extra cleaning performance is desired and durability is demanded.

- Heavy Duty Coated Steel Chassis; All components are bolted directly to a 6.0mm chassis for ultimate stability and uniform scrubbing results
- Thick Walled Molded Tanks; So robust they are covered with a 10 year warranty and have the thickest walls in the industry
- Oversized Motors; Energy efficient and extremely long service life with capacity for the extra demanding jobs in store
- Full Deck Protection; Steel jaws and urethane rollers protects the scrub deck from knocks while deflecting impact to walls and other objects
- Extreme Deep Scrubbing; Powerful actuator driven scrub decks apply maximum pressure to surfaces removing the most stubborn dirt. Fully adjustable at the operator finger tips for sensitive surfaces

Combine all this with an advanced, easy to use scrubber dryer and you have an investment that operators will fight over for years to come.

Available with either traditional disk scrub heads or the convenient cylindrical head which allows you to lightly sweep and scrub at the same time.



BENEFITS THAT HIT YOU IN THE FACE

The benefits of integrating a Conquest Tomcat Scrubber into your facility will never end. Long service life, High return on investment, Ergonomic, Reduced service costs, Reduced downtime, High productivity, Satisfied operators...are just a beginning to what you will experience from a Conquest Tomcat scrubbing machine.

The heavy powder coated chassis supports the tanks (not relying on the tanks to support themselves) and provides a strong, reliable platform which even in the most demanding application delivers superior cleaning results.

Resilience to corrosion was high on the engineers list when designing these machines and as a result every fastener is stainless steel and the chassis is powder coated to withstand even the harshest chemicals found in Australian industry.

We go the extra mile to ensure maximum service life. The machines are completely hand built, all wiring is manufactured to military specification, all components are oversized and sourced from world leading suppliers and every machine is fully tested on completion to ensure you receive optimum performance from the minute your Conquest Tomcat arrives.



ONE TOUGH BABY

MICROMAG

WALK BEHIND SCRUBBER DRYER



The compact MICROMAG walk behind scrubber in the Conquest Tomcat range is small in stature but big on quality and robustness.

The MICROMAG is a convenient size for congested areas that need regular scrubbing. Incorporating many of the quality features of the larger machines the MICROMAG is a proven winner in tough applications. The tilt back tank gives immediate access to all the working components and filters and gives easy access for daily maintenance which is often neglected if too hard to accomplish.

The unique drain saver strainer stops debris entering the recovery tank while the tank baffle protects suction motor from foam and spray. A close inspection of the MICROMAG will reveal that the axle, castors, scrub deck, squeegee linkage and battery package are all mounted directly to a steel frame which is powder coated for protection.

A combination of rigid engineering practices, oversized motors and robust components make the MICROMAG the toughest compact scrubber in the world today.



○ Motor dealerships ○ Engineering shops ○ Laboratories ○ Hospitals ○ Cleaning Contractors



FEATURES

- Actuator driven scrub deck gives maximum down pressure and cleaning results on any floor surface. Saves operator manually raising and lowering the scrubbing deck.
- Heavy duty roto-moulded tanks are mounted onto steel chassis and don't incorporate part of the frame as in many scrubbers on the market today.
- Tilt back tank gives immediate access to all components. This makes daily maintenance and servicing a breeze.
- Heavy steel chassis is powder coated for maximum resilience to harsh environments and chemicals and all fasteners used are stainless steel.

SPECIFICATIONS

Theoretical cleaning capacity (m ² /hr)	6,256
Operation run time(hrs)	3
Cleaning width (mm)	510
Solution/Recovery tank (ltr)	38
Solution flow rate (l/min.)	0 – 2
Noise level (dB)	67
Power supply (v)	24
Brush pressure (kg)	0 - 70
Weight (kg)	350
Dimensions (l x w x h) (mm)	1020 x 460 x 970
Pad/brush (number/size) mm	1/510
Battery charger	Automatic
Drive	Traction
Brush speed (rpm)	200
Travel speed-forward (m/min.)	0 – 100

MINIMAG

WALK BEHIND SCRUBBER DRYER



Looking for the strongest, most reliable scrubber that is easy to use, doesn't breakdown and can be cleaned quickly and efficiently? Look no further than the Conquest Tomcat Minimag.

Heavy walled polyethylene molded tanks are mounted securely on a thick steel chassis that is powder coated for maximum resilience to harsh environments. Unlike many of its competitors which utilize the tank as part of the frame the Minimag relies on the steel chassis for strength and stability.

Ideal for demanding applications the Minimag has been designed to last. Stainless steel is the only material good enough for the fasteners and high quality components like oversized drive motors, powerful suction motors, and military-specification wiring looms form part of the integral quality found in every machine.

So, stop looking and start properly cleaning with a Conquest Tomcat today...





FEATURES

- Tilt back tank gives immediate access to all the working components. Ideal for easy daily maintenance of filters and hoses etc.
- Non marking roller protectors shield the scrub deck from unwanted knocks and bumps while protecting walls and equipment.
- Stainless steel drain saver collects all incoming debris eliminating blocked recovery tanks and drains.
- Actuator driven scrub deck delivers a powerful 70 kg of down pressure cleaning the most demanding applications.
- 4 point stance with two main wheels and two castors is more stable than the traditional three and assists when loading in and out of vehicles.

SPECIFICATIONS

Theoretical cleaning capacity (m ² /hr)	6,743
Operation run time (hrs)	4
Cleaning width (mm)	660
Solution/Recovery tank (ltr)	64
Solution flow rate (l/min.)	0 – 4
Noise level (dB)	67
Power supply (v)	24
Brush pressure (kg)	70
Weight (kg)	176
Dimensions (l x w x h) (mm)	114 x 46 x 102
Pad/brush (number/size) mm	2/330
Battery charger	Automatic
Drive	Traction
Travel speed forward (km/h)	6
Brush speed (rpm)	270

MAGNUM

WALK BEHIND SCRUBBER DRYER



The Conquest Tomcat Magnum is a powerful walk behind scrubber with the capacity to handle the toughest applications with its large 114 litre tanks and unrivalled 115kg of brush pressure.

Available with either traditional disk brushes or the convenient cylindrical brushes there is a Magnum to suit all types of floors. The disk brushes are ideal for flat surfaces while the cylindrical have the following benefits; a) Lightly sweeps debris into a hopper while scrubbing, b) Cleans uneven surfaces and grout lines perfectly.

With robust coated steel jaws and Polyurethane tower rollers protecting the scrubbing mechanism there is no chance of damage even with the roughest operator. This exceptional build quality extends right through the scrubber with stainless steel fasteners, robust molded tanks and 6mm plate steel chassis just some of the features not normally seen on a scrubber of this size.

Another masterpiece from Conquest, this magnificent scrubber impresses at first sight and is so well designed and easy to use that operators love to use it.





FEATURES

- Manager Lock Outs allow you to set and lock out brush pressure and solution flow adjustments. No more damaged floors or wasted solution from disconcerting operators.
- Handy spray jet offers a 60 psi wash down option for hard to reach areas, under objects and around machinery.
- Drain saving strainer collects any debris picked up by the squeegee stopping it entering and blocking up the recovery tank.
- Sweep and scrub at the same time with the Magnum 34C, with cylindrical brushes and debris tray. A truly adaptable machine.

SPECIFICATIONS	34D	34C
Theoretical cleaning capacity (m ² /hr)	3,475	3,475
Operation run time (hrs)	5	5
Cleaning width (mm)	864	864
Solution/Recovery tank (ltr)	114	114
Solution flow rate (l/min.)	0 – 4	0 – 4
Noise level (dB)	71	71
Power supply (v)	24	24
Brush pressure (kg)	115	115
Weight (kg)	396	401
Dimensions (l x w x h) (mm)	1422 x 610 x 1092	1422 x 610 x 1092
Pad/brush (number/size) mm	2/430	2/815
Battery charger	Automatic	Automatic
Drive	Transaxle	Transaxle
Brush speed (rpm)	200	750
Travel speed forward (m/min.)	0 – 105	0 – 10

GTX

RIDE-ON SCRUBBER DRYER



The Conquest Tomcat GTX ride-on floor scrubber delivers a unique combination of quality, efficiency and productivity. With 40% more efficiency than a walk behind, large tanks and powerful scrubbing the GTX can clean large areas with utmost ease.

The GTX is equipped with many features that assist operators in their daily operations. A 60 psi spray wand allows cleaning in and under equipment where the scrubber cannot reach and quickly cleans the machine and recovery tank at the end of each shift.

Convenient managers lock outs allow you to set and lock out solution flow and brush pressure settings. This prevents disconcerting operators changing settings and damaging sensitive floors and wasting solution.

Stainless Steel fasteners offer corrosion free servicing for years to come and the tilt back tank is a favorite for service technicians and operators alike. All the working components of this machine can be accessed in seconds saving time and money and keeps the machine cleaning; what it is designed to do best.

If you are looking for a floor scrubber to clean any industrial or commercial facility, look no further than the GTX, it has it all. Available in disk (GTX 34D) and cylindrical (GTX 34C) scrub head options this scrubber can scrub and sweep concrete, tiles, epoxy coatings, vinyl, timber, marble and painted floors.



- Warehouses
- Production Areas
- Coolrooms
- Shopping Malls
- Hospitals
- Car Parks



FEATURES

- 36 volt battery system delivers 50% more power than the traditional 24 volt system found in many similar machines.
- Fully adjustable seat, arm rests and adjustable steering are some of the many comforts offered to the GTX operator.
- Extremely maneuverable the GTX can turn in a 1450mm aisle, making it ideal for congested and confined areas.
- Non marking 150mm polyurethane rollers protect walls and the scrubber from collisions and unexpected knocks.
- The large drain hose on the recovery tanks is conveniently located to optimize complete draining of the tank.

SPECIFICATIONS	GTX 34D	GTX34C
Theoretical cleaning capacity (m ² /hr)	3475	3475
Operation run time (hrs)	7	7
Cleaning width (mm)	864	864
Solution/Recovery tank (ltr)	132	132
Solution flow rate (l/min.)	0 – 6	0 – 6
Noise level (dB)	68	68
Power supply (v)	36	36
Brush pressure (kg)	115	115
Weight (kg)	560	560
Dimensions (l x w x h) (mm)	1371 X 660 X 1398	1371 X 660 X 1398
Pad/brush (number/size) mm	2/430	2/815
Battery charger	Automatic	Automatic
Drive	Transaxle	Transaxle
Brush speed (rpm)	300	750
Travel speed forward (m/min.)	0 – 110	0 – 110

TOUGH, ROBUST AND POWERFUL

XR

RIDE-ON SCRUBBER DRYER



The XR from Conquest Tomcat leads the pack in scrubbing machines. Built tough this magnificent machine can tackle the largest jobs with ease while delivering a level of reliability not previously seen.

With the ability to turn in a 1930mm isle and excellent visibility for the operator, the XR is the popular choice for discerning operators looking for a large scrubber that can navigate tightest areas quickly and efficiently. The adjustable comfort seat with arm rests and the adjustable steering limits operator fatigue and keeps them on the job longer.


Heavy walled roto-molded tanks withstand all the knocks and bumps and are covered with a peace-of-mind, 10 year factory warranty. Using powerful motors which typically run at 50% of their capacity there is plenty of power in reserve for times where heavy scrubbing is required and prolongs service life dramatically. Utilising this power the machine can climb steep ramps and has heavy duty wheels and tyres for maximum traction and stability.

The XR Central Command System is a simple LCD readout which shows three separate hour meters as well as things like brush pressure, solution flow rates and basic diagnostics. This robust system provides everything at the operator's finger tips without the complicated electronics and unreliable touch screens.

The XR is a scrubber to be respected and an excellent long term investment for any application.



Food Processing Shopping Centres Distribution Centres Footpath Cleaning



FEATURES

- A staggering 160 kg of down force will clean the most stubborn dirt from your floors. Fully adjustable at the operator finger tips this can be varied to suit sensitive and tough floors alike.
- The large stainless steel lid on the recovery tank gives easy access to all parts of the tank for cleaning and maintenance.
- A full height baffle in the recovery tank separates the deposited water and the vacuum pick up eliminating any foam entering the suction motor.
- Head lights, flashing strobe light and interlocked seat switch are just some of the features designed to keep the operator safe on the XR.

SPECIFICATIONS	XR 45D	XR46C
Theoretical cleaning capacity (m ² /hr)	4615	4615
Operation run time (hrs)	6	6
Cleaning width (mm)	1145	1170
Solution/Recovery tank (ltr)	260	260
Solution flow rate (l/min.)	0 – 6	0 – 6
Noise level (dB)	71	71
Power supply (v)	36	36
Brush pressure (kg)	160	160
Weight (kg)	885	885
Dimensions (l x w x h) (mm)	1750 X 915 X 1420	1750 X 915 X 1420
Pad/brush (number/size) mm	2/585	2/1120
Battery charger	Automatic	Automatic
Drive	Transaxle	Transaxle
Brush speed (rpm)	270	750
Travel speed forward (m/min.)	0 – 134	0 – 134

 conquest

T: 1800 82 6789

conquestequipment.com.au

